

# Install bpost module PS 1.5 & 1.6

1) Go to « Modules » >> « Modules », look for bpost and click on install

Prestashop 1.5.6.2  Quick Ac... Welcome, J VINC  
My Preferences

[Catalog](#) [Orders](#) [Customers](#) [Price Rules](#) [Shipping](#) [Localization](#) [Modules](#) [Preferences](#) [Advanced Parameters](#) [Administration](#) [Stats](#)

Payments by check: "To the order of" and "address" must be configured before using this module.

### Module : List of modules

Do you have a PrestaShop Addons account? Addons Login :  Password Addons :

Sort by: All Modules Installed & Not Installed Enabled & Disabled All countries


An upgrade is available for some of your modules!  
» [Favorite Products](#)  
» [Featured products on the homepage.](#)

Categories	
Favorites	0
Total	178
Administration	19
Advertising and Marketing	14
Analytics and Stats	30
Billing and Invoicing	3
Checkout	1
Content Management	1
Emailing	1
Export	1
Front Office Features	50

<input type="checkbox"/>	Module name	
<input type="checkbox"/>	<b>bpost Shipping Manager - bpost customers only</b> <span>NOT INSTALLED</span>	<input type="button" value="Install"/>
	Developed by : Stigmi.eu   Version : 0.9   Category : Shipping and Logistics	
	Description : Allow your customers to choose their preferred delivery method: delivery at home or the office, at a pick-up location or in a bpack 24/7 parcel machine.	
	<a href="#">Delete</a> <a href="#">Mark as Favorite</a>	
<input type="button" value="Install the selection"/>		<input type="button" value="Uninstall the selection"/>

## 2) Configure the module with account ID then « yes » to « use Prestashop to manage labels »

### bpost Shipping manager


 Do not forget to fill in shipping address into Preferences > Store Contacts > Contact Details!

#### Description

bpost Shipping Manager is a service offered by bpost, allowing your customer to choose their preferred delivery method when ordering in your webshop. The following delivery methods are currently supported:

- Delivery at home or at the office
- Delivery in a pick-up point or postal office
- Delivery in a bpack 24/7 parcel machine

When activated and correctly installed, this module also allows you to completely integrate the bpost administration into your webshop. This means that orders are automatically added to the bpost portal. Furthermore, if enabled, it is possible to generate your labels and tracking codes directly from the Prestashop order admin page. No more hassle and 100% transparent!

 [Documentation](#)

#### Account settings

**Important** You need a user account from bpost to use this module. Call 02 0201 11 11.  
Only here to test? Key in 999033 as account ID and DEMO\_SHM as passphrase.

Account ID

*Your 6 digits bpost account ID used for the Shipping Manager*



Passphrase

*The passphrase you entered in bpost Shipping Manager back-office application. This is not the password used to access bpost portal.*

API URL

*Do not modify this setting if you are not 100% sure of what you are doing*


#### Label settings

Use PrestaShop to manage labels    

*If you enable this option, labels are generated directly within PrestaShop. It is not needed to use the bpost Shipping manager for these tasks.*

*[Click here](#) to learn more about this option.*

### 3) Configure « Preferences » >> « Store contacts »

 **Contact details**

**Shop name**  \*

*Displayed in emails and page titles*

**Shop email**  \*

*Displayed in emails sent to customers*

**Registration**

*Shop registration information (e.g. SIRET or RCS)*

**Shop address line 1**

**Shop address line 2**

**Postal Code/Zip code**

**City**

**Country**  ▼

**Phone**

**Fax**

#### 4) Configure carriers weight range and prices (« Shipping » >> « Carriers »)

Prestashop 1.5.6.2 every... Welcome, J VINCE  
My Preferences

Catalog Orders Customers Price Rules **Shipping** Localization Modules Preferences Advanced Parameters Administration Stats

Shipping > Edit Back to list

1 General settings > 2 Shipping locations and costs > 3 Size, weight, and group access > 4 Summary

Shipping and handling       
*Include the shipping and handling costs in the carrier price.*

Apply shipping cost       
*Apply both regular shipping cost and product-specific shipping costs.*

Billing  According to total price   
 According to total weight

Tax

Out-of-range behavior    
*Out-of-range behavior occurs when no defined range matches the customer's cart (e.g. when the weight of the cart is greater than the highest weight limit defined by the weight ranges)*

Will be applied when the weight is  kg   
Will be applied when the weight is  kg Add new range

All	<input type="checkbox"/>	<input type="text"/>	€
Africa	<input type="checkbox"/>	<input type="text"/>	€
Asia	<input type="checkbox"/>	<input type="text"/>	€
Belgium	<input checked="" type="checkbox"/>	<input type="text" value="10"/>	€
Central America/Antilla	<input type="checkbox"/>	<input type="text"/>	€
Europe	<input type="checkbox"/>	<input type="text"/>	€
Europe (out E.U)	<input type="checkbox"/>	<input type="text"/>	€
North America	<input type="checkbox"/>	<input type="text"/>	€
Oceania	<input type="checkbox"/>	<input type="text"/>	€
South America	<input type="checkbox"/>	<input type="text"/>	€

Previous Next Finish